









Present Perfect affirmative and negative- exercises.
Czas Present Perfect w zdaniach twierdzących i przeczących- ćwiczenia.

Podręcznik str83

Ćwiczenia str 51

Dzisiaj przećwiczymy to czego nauczyliście się o czasie Present Perfect

1. Przeczytajcie informacje w tabelce na str 83 w podręczniku i poniżej,

<p>ZDANIE TWIERDZĄCE</p> <p>I have forgotten about her birthday.</p>  <p>Have/has + III forma czasownika lub -ED</p>	<p align="center">PRESENT PERFECT</p>	<p>UŻYCIE</p> <ul style="list-style-type: none"> ✓ CZYNNOŚĆ ROZPOCZĘTA W PRZESZŁOŚCI TRWĄCA DO CHWILI OBECNEJ ✓ CZYNNOŚĆ ZAKOŃCZONA PRZED CHWILĄ ✓ DOŚWIADCZENIA ✓ SYTUACJE Z PRZESZŁOŚCI, KTÓRYCH SKUTKI WIDOCZNE SĄ W CHWILI OBECNEJ
<p>ZDANIE PRZECZĄCE</p> <p>She hasn't eaten her breakfast.</p>  <p>Haven't/hasn't + III forma czasownika lub -ED</p>		<p>OKREŚLENIA CZASU</p> <p>FOR → okres czasu  three days</p> <p>SINCE → moment w przeszłości  4 o'clock</p> <p>EVER Have you ever eaten snails? </p> <p>NEVER He has never sung karaoke.</p> <p>ALREADY I have already seen that movie! </p> <p>JUST She has just left.</p> <p>YET Have you done your homework yet? He hasn't called yet. </p>
<p>PYTANIE</p> <p>Have you seen the news?</p>  <p>Have/has + III forma czasownika lub -ED</p>	<p>TEACH & SKETCH:</p>	

a następnie zróbcie następującą tabelkę w zeszytu (możecie ją wydrukować i wkleić do zeszytu).

PRESENT PERFECT – FORM

test-english.com

<p>POSITIVE</p> <table style="width: 100%;"> <tr><td style="width: 20%;">I</td><td rowspan="4" style="font-size: 2em;">}</td><td>have seen her.</td></tr> <tr><td>You</td><td>'ve seen her.</td></tr> <tr><td>We</td><td></td></tr> <tr><td>They</td><td></td></tr> <tr><td colspan="2"> </td><td> </td></tr> <tr><td>He</td><td rowspan="3" style="font-size: 2em;">}</td><td>has seen her.</td></tr> <tr><td>She</td><td>'s seen her.</td></tr> <tr><td>It</td><td></td></tr> </table>	I	}	have seen her.	You	've seen her.	We		They					He	}	has seen her.	She	's seen her.	It		<p>NEGATIVE</p> <table style="width: 100%;"> <tr><td style="width: 20%;">I</td><td rowspan="4" style="font-size: 2em;">}</td><td>have not seen her.</td></tr> <tr><td>You</td><td>haven't seen her.</td></tr> <tr><td>We</td><td></td></tr> <tr><td>They</td><td></td></tr> <tr><td colspan="2"> </td><td> </td></tr> <tr><td>He</td><td rowspan="3" style="font-size: 2em;">}</td><td>has not seen her.</td></tr> <tr><td>She</td><td>hasn't seen her.</td></tr> <tr><td>It</td><td></td></tr> </table>	I	}	have not seen her.	You	haven't seen her.	We		They					He	}	has not seen her.	She	hasn't seen her.	It	
I	}		have seen her.																																				
You			've seen her.																																				
We																																							
They																																							
He	}	has seen her.																																					
She		's seen her.																																					
It																																							
I	}	have not seen her.																																					
You		haven't seen her.																																					
We																																							
They																																							
He	}	has not seen her.																																					
She		hasn't seen her.																																					
It																																							

<p>QUESTION</p> <table style="width: 100%;"> <tr><td style="width: 20%;">Have</td><td rowspan="3" style="font-size: 2em;">}</td><td>I</td><td rowspan="3" style="font-size: 2em;">}</td><td>seen her?</td></tr> <tr><td></td><td>you</td><td></td><td></td></tr> <tr><td></td><td>we</td><td></td><td></td></tr> <tr><td colspan="2"> </td><td>they</td><td></td><td></td></tr> <tr><td colspan="2"> </td><td colspan="3"> </td></tr> <tr><td>Has</td><td rowspan="3" style="font-size: 2em;">}</td><td>he</td><td rowspan="3" style="font-size: 2em;">}</td><td></td></tr> <tr><td></td><td>she</td><td></td><td></td></tr> <tr><td></td><td>it</td><td></td><td></td></tr> </table>	Have	}	I	}	seen her?		you				we					they								Has	}	he	}			she				it			<p>SHORT ANSWER</p> <table style="width: 100%;"> <tr><td style="width: 20%;">Yes,</td><td rowspan="3" style="font-size: 2em;">}</td><td>I</td><td rowspan="3" style="font-size: 2em;">}</td><td>have.</td></tr> <tr><td></td><td>you</td><td></td><td></td></tr> <tr><td></td><td>we</td><td></td><td></td></tr> <tr><td colspan="2"> </td><td>they</td><td></td><td></td></tr> <tr><td colspan="2"> </td><td colspan="3"> </td></tr> <tr><td></td><td rowspan="3" style="font-size: 2em;">}</td><td>he</td><td rowspan="3" style="font-size: 2em;">}</td><td>has.</td></tr> <tr><td></td><td>she</td><td></td><td></td></tr> <tr><td></td><td>it</td><td></td><td></td></tr> </table> <table style="width: 100%; margin-top: 10px;"> <tr><td style="width: 20%;">No,</td><td rowspan="3" style="font-size: 2em;">}</td><td>I</td><td rowspan="3" style="font-size: 2em;">}</td><td>have not.</td></tr> <tr><td></td><td>you</td><td></td><td>haven't.</td></tr> <tr><td></td><td>we</td><td></td><td></td></tr> <tr><td colspan="2"> </td><td>they</td><td></td><td></td></tr> <tr><td colspan="2"> </td><td colspan="3"> </td></tr> <tr><td></td><td rowspan="3" style="font-size: 2em;">}</td><td>he</td><td rowspan="3" style="font-size: 2em;">}</td><td>has not.</td></tr> <tr><td></td><td>she</td><td></td><td>hasn't.</td></tr> <tr><td></td><td>it</td><td></td><td></td></tr> </table>	Yes,	}	I	}	have.		you				we					they									}	he	}	has.		she				it			No,	}	I	}	have not.		you		haven't.		we					they									}	he	}	has not.		she		hasn't.		it		
Have	}		I		}	seen her?																																																																																																							
			you																																																																																																										
		we																																																																																																											
		they																																																																																																											
Has	}	he	}																																																																																																										
		she																																																																																																											
		it																																																																																																											
Yes,	}	I	}	have.																																																																																																									
		you																																																																																																											
		we																																																																																																											
		they																																																																																																											
	}	he	}	has.																																																																																																									
		she																																																																																																											
		it																																																																																																											
No,	}	I	}	have not.																																																																																																									
		you			haven't.																																																																																																								
		we																																																																																																											
		they																																																																																																											
	}	he	}	has not.																																																																																																									
		she			hasn't.																																																																																																								
		it																																																																																																											

test-english.com

2. Wykonajcie zadanie 6 i 7 w zeszyce.
3. Zapoznajcie się ze słówkami w ćwiczeniu 9 (plik wysyłam na pocztę)
4. Poćwiczcie słówka i zwroty na stronie

<https://quizlet.com/385355008/level-a2-lesson-62-out-of-class-flash-cards/>

<https://quizlet.com/385351996/level-a2-lesson-61-cooking-verbs-czasowniki-zwiazane-zgotowaniem-flash-cards/>

ZADANIE (najpóźniej do 29.03)

1. Wykonajcie zadania w ćwiczeniach na stronie 51.
2. Wysłuchajcie nagrania (plik na pocztę), napiszcie zdania (w Wordzie) i prześlijcie na pocztę (do oceny).

Dziękuję tym, którzy solidnie i systematycznie wysyłają swoje prace.

Pozdrawiam

Agnieszka Mandzelowska